

CIS Committee Meeting

November 29, 2016

Meeting Agenda

1. Introductions
2. Purpose and Timeline of the Committee
3. Historical Overview of the CIS Building
4. 2008 Ohio Schools Facilities Commission Study
5. Tour of the Building
6. Next Steps

Committee Purpose and Timeline

GOALS	ACTION STEPS	PERSON(S) RESPONSIBLE	TIMELINE
<p>1. Create a plan for the future of Central Intermediate School</p>	<p>1. (A) Form a committee to explore options as they relate to the future of the Central Intermediate School building</p> <p>1. (B) Evaluate the physical building structure, required needs, timeline of the needs and alternative solutions</p> <p>1. (C) Make recommendation(s) to the Board of Education on how to</p>	<p>1. (A) Superintendent and Board of Education</p> <p>1. (B) Central Intermediate School Committee and outside professionals (as required)</p> <p>1. (C) Central Intermediate School Committee</p>	<p>1. (A) September 2016</p> <p>1. (B) September 2016 through December 2017</p> <p>1. (C) No later than June 2018</p>
	<p>proceed with Central Intermediate School</p> <p>1. (D) Board of Education and community discussion on committee's recommendation</p> <p>1. (E) Board of Education decision and creation of plan and timeline for the implementation of the plan</p>	<p>1. (D) Board of Education</p> <p>1. (E) Board of Education</p>	<p>1. (D) July 2018 to a date determined by the Board of Education</p> <p>1. (E) No later than June 2019</p>

History of the Building

<u>Year:</u>	<u>Building Addition:</u>	<u>Addition Area (square feet):</u>
1907	Original Building	37,162
1927	Auditorium	7,897
1927	Classroom Wing	36,738
1962	Classroom Wing	6,925
1973	Gymnasium	5,613
1990	Classroom Wing	17,086

History of the Building, Cont.

- In 2001 the facility underwent extensive interior renovations.
- The school is located on a 4.48 acre site.
- There are 4 floors in the building.
- The building is 111,421 square feet.
- The building has a student capacity of 895.

Enrollment Projections

<u>Grade:</u>	<u>Current Year:</u>	<u>2016-2017:</u>	<u>2017-2018:</u>	<u>2018-2019:</u>	<u>2019-2020:</u>	<u>2020-2021:</u>
K	336	335*	335*	335*	335*	335*
1	313	336	335*	335*	335*	335*
2	334	313	336	335*	335*	335*
3	311	334	313	336	335*	335*
4	368	311	334	313	336	335
5	360	379**	322**	345**	324**	347**
6	314	368**	387**	330**	353**	332**
7	372	317**	371**	390**	333**	356**
8	393	372	317**	371**	390**	333**
9	387	399**	378**	323**	376**	396**
10	372	387	399**	378**	323**	376**
11	356	372	387	399**	378**	323**
12	374	356	372	387	399**	378**
Total	4590	4579	4586	4577	4552	4516

*= estimate based upon the average of kindergarten enrollment the last five (5) years.















**= estimate based upon the average increase in students from the end of the previous school year to the beginning of the following school year over the last five (5) years for the following grade levels (these grades were selected because they are the grades where we see an influx of students from private schools and/or other locations):

The Ohio School Facilities Commission Study

- Completed in March of 2008.

- Found the following:

*HA	=	Handicapped Access
*Rating	=1	Satisfactory
	=2	Needs Repair
	=3	Needs Replacement
*Const P/S	=	Present/Scheduled Construction

FACILITY ASSESSMENT		Rating	Dollar	
Cost Set: 2007			Assessment	C
	A. <u>Heating System</u>	3	\$3,231,209.00	-
	B. <u>Roofing</u>	3	\$398,027.00	-
	C. <u>Ventilation / Air Conditioning</u>	1	\$0.00	-
	D. <u>Electrical Systems</u>	3	\$585,301.50	-
	E. <u>Plumbing and Fixtures</u>	3	\$152,700.00	-
	F. <u>Windows</u>	3	\$475,860.00	-
	G. <u>Structure: Foundation</u>	1	\$0.00	-
	H. <u>Structure: Walls and Chimneys</u>	3	\$337,670.00	-
	I. <u>Structure: Floors and Roofs</u>	3	\$1,168,376.00	-
	J. <u>General Finishes</u>	3	\$1,273,776.25	-
	K. <u>Interior Lighting</u>	3	\$557,105.00	-
	L. <u>Security Systems</u>	3	\$233,984.10	-
	M. <u>Emergency/Egress Lighting</u>	3	\$111,421.00	-
	N. <u>Fire Alarm</u>	3	\$55,743.00	-
	O. <u>Handicapped Access</u>	3	\$215,242.10	-
	P. <u>Site Condition</u>	3	\$427,619.00	-
	Q. <u>Sewage System</u>	1	\$0.00	-
	R. <u>Water Supply</u>	1	\$0.00	-
	S. <u>Exterior Doors</u>	3	\$46,000.00	-
	T. <u>Hazardous Material</u>	1	\$0.00	-
	U. <u>Life Safety</u>	3	\$562,118.25	-
	V. <u>Loose Furnishings</u>	3	\$207,048.00	-
	W. <u>Technology</u>	3	\$796,099.56	-
-	X. <u>Construction Contingency / Non-Construction Cost</u>	-	\$2,636,661.84	-
Total			\$13,471,961.60	

Completed Since 2008:

- Tuck Pointing (2009)
- Numerous Roof Patches
- Finished the Floors in the Bathrooms by the Cafeteria and OJ Work Auditorium (2014)
- Replaced HVAC Unit for Building 3 and OJ Work Auditorium (2015)
- Replace HVAC in Australia Wing (2014)

Current Issues with the Building:

- Windows (Removed from project due to estimated cost of \$500,000.00)
- Elevators
- Life Safety (Fire System)
- Roof
- Heating and Cooling